

Edge of Arlington Saw & Tool, Inc.

124 South Collins

Arlington, TX 76010

Phone: 817-461-7171 • Fax: 817-795-6651

Toll Free: 888-461-7171

Email: info@eoasaw.com

Website: www.eoasaw.com

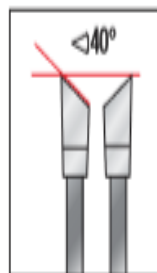


Item #MD220-T643, Amana A.G.E. Series Double-Sided Melamine Saw Blades: H-ATB Grind \$95.03

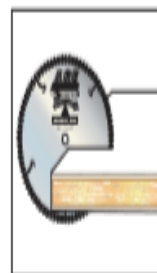
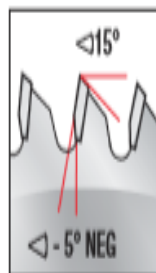
Thank you for shopping with us!

Smooth, clean cuts in double-sided melamine. Designed for cutting double-sided melamine and veneered sheet goods on saws without a scoring unit. The H-ATB tooth geometry slices clearly through fragile coatings and laminates. The high bevel will not "violate" the bottom laminate upon exiting the cut, which causes "blow-out." Extra hard sub-micrograin carbide tips for long life. MD220-T643: For Holz-Her® panel saw. **Warning:** Not recommended for cutting non-ferrous alloys.

	NOT RECOMMENDED	FAIR	GOOD	EXCELLENT
MELAMINE				
LAMINATE				
CROSSCUT				
PLYWOOD				
CHIPBOARD				
RIPPING				
NON-FERROUS ALLOYS				



H-ATB GRIND
HIGH OR ACUTE ANGLE ALTERNATE
TOP BEVEL



MELAMINE SINGLE &
DOUBLE SIDED

SPECIFICATIONS

Manufacturer	Amana Tool
Diameter	220 mm
Bore	30 mm
Grind	H-ATB
Kerf	0.126 in
Hook Angle	-5 deg
Note	For Holz-Her panel saw
Pinholes	2/10/60, 2/7/42 & 2/9/46
Plate	0.079 in
RPM	8,700
Teeth	64