

## Edge of Arlington Saw & Tool, Inc.

124 South Collins  
Arlington, TX 76010  
Phone: 817-461-7171 • Fax: 817-795-6651  
Toll Free: 888-461-7171  
Email: [info@eoasaw.com](mailto:info@eoasaw.com)  
Website: [www.eoasaw.com](http://www.eoasaw.com)

---



### Item #MD12-960, Amana A.G.E. Series Cut-Off & Crosscut Saw

**Blades: ATB**

**\$110.21**

Thank you for shopping with us!

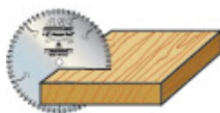
#### Smooth crosscuts & long cutting life.

These blades are designed for smooth crosscuts in a variety of materials from hardwoods, softwoods, and sheet goods including chipboard. The alternate top bevel and 10° hook angle provides a smooth surface and a long cutting life.

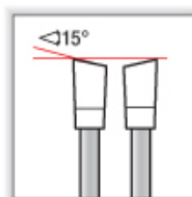
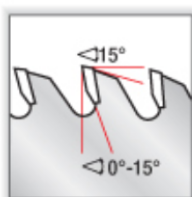
MD12-960: one of Amana's most popular blades.

**Warning:** Not recommended for cutting non-ferrous alloys, plastic, laminate, and melamine.

	NOT RECOMMENDED	FAIR	GOOD	EXCELLENT
 CROSSCUT				
 PLYWOOD				
 NON-FERROUS ALLOYS				
 PLASTIC				
 LAMINATE				
 MELAMINE				



Soft / Hardwood Crosscut



## SPECIFICATIONS

<b>Manufacturer</b>	Amana Tool
<b>Bore</b>	1 in
<b>Diameter</b>	12 in
<b>Hook Angle</b>	10 deg
<b>Kerf</b>	0.126 in
<b>Note</b>	A most popular saw blade
<b>Pinholes</b>	--
<b>Plate</b>	0.087 in
<b>RPM</b>	6,200
<b>Teeth</b>	96