

Edge of Arlington Saw & Tool, Inc.

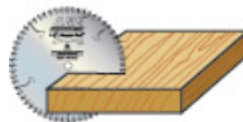
124 South Collins
 Arlington, TX 76010
 Phone: 817-461-7171 • Fax: 817-795-6651
 Toll Free: 888-461-7171
 Email: info@eoasaw.com
 Website: www.eoasaw.com



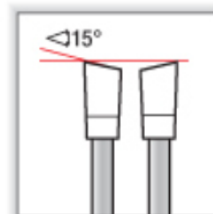
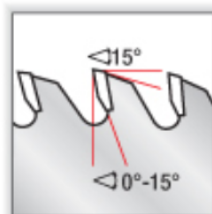
Item #MD10-800-30, Amana A.G.E. Series Cut-Off & Crosscut Saw Blades: ATB
\$104.64

Thank you for shopping with us!
Smooth crosscuts & long cutting life. These blades are designed for smooth crosscuts in a variety of materials from hardwoods, softwoods, and sheet goods including chipboard. The alternate top bevel and 10° hook angle provides a smooth surface and a long cutting life. **Warning:** Not recommended for cutting non-ferrous alloys, plastic, laminate, and melamine.

	NOT RECOMMENDED	FAIR	GOOD	EXCELLENT
 CROSSCUT				
 PLYWOOD				
 NON-FERROUS ALLOYS				
 PLASTIC				
 LAMINATE				
 MELAMINE				



Soft / Hardwood Crosscut



SPECIFICATIONS

Manufacturer	Amana Tool
Bore	30 mm
Diameter	10 in
Hook Angle	10 deg
Kerf	0.126 in
Note	--
Pinholes	30mm bore accepts: 2/10/60, 2/7/42, 2/9/46
Plate	0.087 in
RPM	7,600
Teeth	80