

Edge of Arlington Saw & Tool, Inc.

124 South Collins
Arlington, TX 76010
Phone: 817-461-7171 • Fax: 817-795-6651
Toll Free: 888-461-7171
Email: info@eoasaw.com
Website: www.eoasaw.com



Item #MD10-616TB, Amana A.G.E. Series Cut-Off & Crosscut Saw Blades: ATB













\$72.23

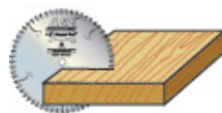
Thank you for shopping with us!

Smooth crosscuts & long cutting life.

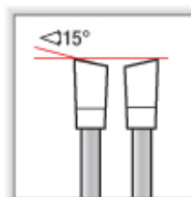
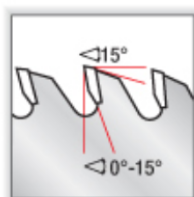
These blades are designed for smooth crosscuts in a variety of materials from hardwoods, softwoods, and sheet goods including chipboard. The alternate top bevel and 15° hook angle provides a smooth surface and a long cutting life.

Warning: Not recommended for cutting non-ferrous alloys, plastic, laminate, and melamine.

	NOT RECOMMENDED	FAIR	GOOD	EXCELLENT
 CROSSCUT				
 PLYWOOD				
 NON-FERROUS ALLOYS				
 PLASTIC				
 LAMINATE				
 MELAMINE				



Soft / Hardwood Crosscut



SPECIFICATIONS	
Manufacturer	Amana Tool
Bore	5/8 in
Diameter	10 in
Hook Angle	15 deg
Kerf	0.098 in
Note	--
Pinholes	--
Plate	0.071 in
RPM	6,100
Teeth	60