

## Edge of Arlington Saw & Tool, Inc.

124 South Collins  
Arlington, TX 76010  
Phone: 817-461-7171 • Fax: 817-795-6651  
Toll Free: 888-461-7171  
Email: [info@eoasaw.com](mailto:info@eoasaw.com)  
Website: [www.eoasaw.com](http://www.eoasaw.com)



### Item #LU2C10, Freud® 230mm Dia, 30mm Arbor, 64 Tooth Saw Blade to Cut Wooden Panels & Composites: LU2C Series \$98.63

Thank you for shopping with us!

Carbide-Tipped Blade for Crosscutting Wooden Panels and Composites. ATB 15° tooth with positive cutting angle. Silver I.C.E. Coating prevents build-up on the blade surface and keeps the blade running cooler and cleaner.

Machines: Circular saws, portable machines

Features: ATB 15° tooth with positive cutting angle

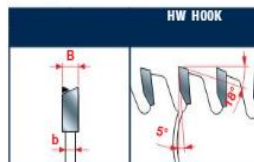
Material: Softwood, hard and exotic solid wood, chipboard, thermoplastic-wood composites, MDF laminated on one side

Ideal For: Sawblades suitable for crosscutting.

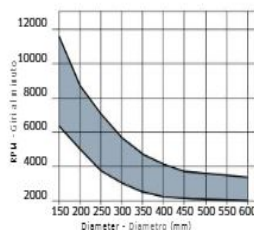
Crosscutting of Solid Wood: Ultimate

Wood Composites: Ultimate

Plastic Materials: High

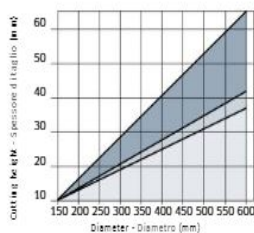


Tooth Features - Caratteristiche del dente



Minimum and maximum RPM based on the blade diameter.

Pescio del N. giri minimo e massimo consigliati in funzione del diametro della lama.



Maximum depth of crosscut based on the blade diameter. Altezza di taglio trasverso vena massima consentita in funzione del diametro della lama.

Legend: Solid wood (Legno massiccio), Wood-base materials (Materiali su base legno), Plywood (Multistrato)

To peruse more comprehensive information on Freud® Tools Industrial Circular Saws, click on the link to [Industrial Saw Blades Catalog](#).

SPECIFICATIONS	
Manufacturer	Freud Tools
Diameter	230 mm
Arbor	30 mm
Kerf	3.2 mm
Teeth	64
Pinholes	2/7/42
Plate	2.2 mm