

Edge of Arlington Saw & Tool, Inc.

124 South Collins

Arlington, TX 76010

Phone: 817-461-7171 • Fax: 817-795-6651

Toll Free: 888-461-7171

Email: info@eoasaw.com

Website: www.eoasaw.com



Item #LU2B14, Freud® Saw Blades to Cut Wooden Panels & Composites: LU2B Series

\$132.62

Thank you for shopping with us!

Carbide-Tipped Blade for Ripping and Crosscutting Wooden Panels and Composites.

ATB tooth with positive cutting angle. Silent Sawblade. Anti-vibration Design. Silver I.C.E. Coating prevents build-up on the blade surface and keeps the blade running cooler and cleaner

Machines: Circular saws, portable machines

Features: ATB 15 deg tooth with positive cutting angle

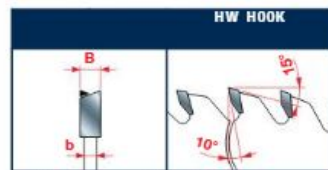
Material: Softwood, hard and exotic solid wood, unprocessed chipboard and plywood

Ideal For: Ripping and Crosscutting

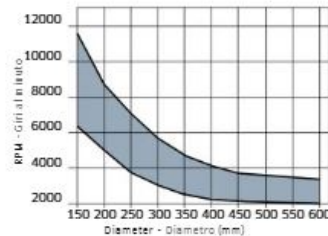
Ripping of Solid Wood: High

Crosscutting of solid wood: Ultimate

Wood Composites: High

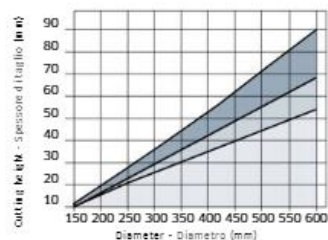


Tooth features - Caratteristiche del dente



Minimum and maximum RPM based on the blade diameter.

Fascia del N. giri minimo e massimo consigliati in funzione del diametro della lama.



Maximum depth of rip and crosscut based on the blade diameter.

Altezza di taglio lungo e trasverso vena massima consentita in funzione del diametro della lama.

■ Solid wood ■ Wood-base materials ■ Plywood
Legno massiccio ■ Materiali su base legno ■ Multistrato

To peruse more comprehensive information on Freud® Tools Industrial Circular Saws, click on the link to [Industrial Saw Blades Catalog](#).

SPECIFICATIONS	
Manufacturer	Freud Tools
Diameter	350 mm
Arbor	30 mm
Kerf	3.5 mm
Teeth	72
Pinholes	2/9/46.4 + 2/10/60
Plate	2.5 mm