

Edge of Arlington Saw & Tool, Inc.

124 South Collins

Arlington, TX 76010

Phone: 817-461-7171 • Fax: 817-795-6651

Toll Free: 888-461-7171

Email: info@eoasaw.com

Website: www.eoasaw.com

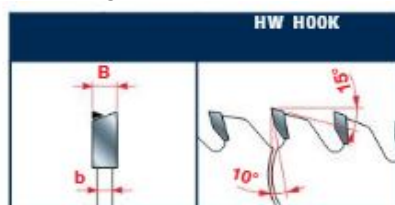


Item #LU2B05, Freud® Saw Blades to Cut Wooden Panels & Composites: LU2B Series

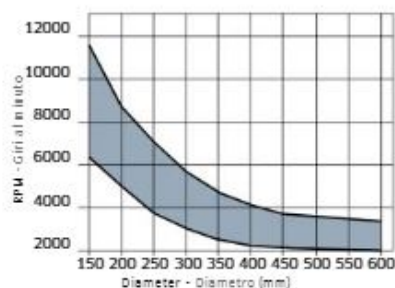
\$85.08

Thank you for shopping with us!

Carbide-Tipped Blade for Ripping and Crosscutting Wooden Panels and Composites. ATB tooth with positive cutting angle. Silent Sawblade. Anti-vibration Design. Silver I.C.E. Coating prevents build-up on the blade surface and keeps the blade running cooler and cleaner. Machines: Circular saws, portable machines. Features: ATB 15 deg tooth with positive cutting angle. Material: Softwood, hard and exotic solid wood, unprocessed chipboard and plywood. Ideal For: Ripping and Crosscutting. Ripping of Solid Wood: High. Crosscutting of solid wood: Ultimate. Wood Composites: High.

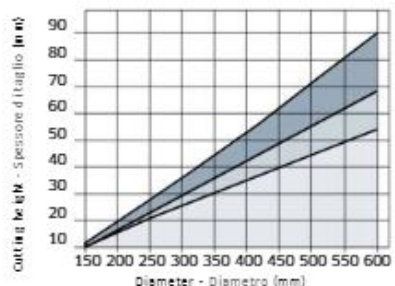


Tooth features - Caratteristiche del dente



Minimum and maximum RPM based on the blade diameter.

Fascia del N. giri minimo e massimo consigliati in funzione del diametro della lama.



Maximum depth of rip and crosscut based on the blade diameter.

Altezza di taglio lungo e trasverso vena massima consentita in funzione del diametro della lama.

Legend: Solid wood (Legno massiccio), Wood-base materials (Materiali su base legno), Plywood (Multistrato).

To peruse more comprehensive information on Freud® Tools Industrial Circular Saws, click on the link to [Industrial Saw Blades Catalog](#).

SPECIFICATIONS	
Manufacturer	Freud Tools
Arbor	30 mm
Diameter	250 mm
Kerf	3.2 mm
Teeth	48
Pinholes	2/7/42 + 2/9/46.4 + 2/10/60
Plate	2.2 mm
Note	