

Edge of Arlington Saw & Tool, Inc.

124 South Collins

Arlington, TX 76010

Phone: 817-461-7171 • Fax: 817-795-6651

Toll Free: 888-461-7171

Email: info@eoasaw.com

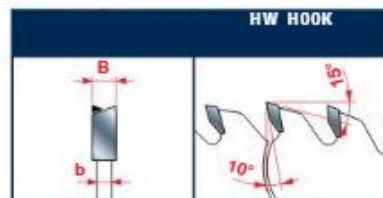
Website: www.eoasaw.com



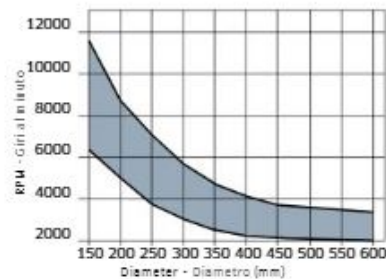
Item #LU2B01, Freud® 150mm Dia, 30mm Arbor, 36 Tooth Saw Blade to Cut Wooden Panels & Composites: LU2B Series \$62.81

Thank you for shopping with us!

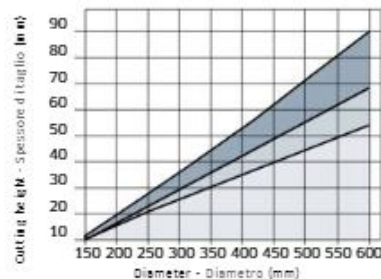
Carbide-Tipped Blade for Ripping and Crosscutting Wooden Panels and Composites. ATB tooth with positive cutting angle. Silent Sawblade. Anti-vibration Design. Silver I.C.E. Coating prevents build-up on the blade surface and keeps the blade running cooler and cleaner. Machines: Circular saws, portable machines. Features: ATB 15 deg tooth with positive cutting angle. Material: Softwood, hard and exotic solid wood, unprocessed chipboard and plywood. Ideal For: Ripping and Crosscutting. Ripping of Solid Wood: High. Crosscutting of solid wood: Ultimate. Wood Composites: High.



Tooth features - Caratteristiche del dente



Minimum and maximum RPM based on the blade diameter.
Fascia dei N. giri minimo e massimo consigliati in funzione del diametro della lama.



Maximum depth of rip and crosscut based on the blade diameter.
Altezza di taglio lungo e trasverso vena massima consentita in funzione del diametro della lama.

Legend:
Solid wood: Legno massiccio
Wood-base materials: Materiali su base legno
Plywood: Multistrato

To peruse more comprehensive information on Freud® Tools Industrial Circular Saws, click on the link to [Industrial Saw Blades Catalog](#).

SPECIFICATIONS	
Manufacturer	Freud Tools
Diameter	150 mm
Arbor	30 mm
Kerf	3.2 mm
Teeth	36
Pinholes	2/7/42
Plate	2.2 mm