

Edge of Arlington Saw & Tool, Inc.

124 South Collins

Arlington, TX 76010

Phone: 817-461-7171 • Fax: 817-795-6651

Toll Free: 888-461-7171

Email: info@eoasaw.com

Website: www.eoasaw.com



Item #LU2A15, Freud® Saw Blades to Cut Wooden Panels & Composites: LU2A Series \$91.09

Thank you for shopping with us!

Carbide-Tipped Blade for Ripping and Crosscutting Wooden Panels and Composites.

ATB tooth with positive cutting angle. Silent Sawblade. Anti-vibration Design. Silver I.C.E. Coating prevents build-up on the blade surface and keeps the blade running cooler and cleaner

Machines: Circular saws, portable machines

Features: ATB tooth with positive cutting angle

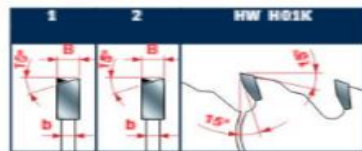
Material: Softwood and hard solid wood, unprocessed chipboard and plywood

Ideal For: Ripping and Crosscutting

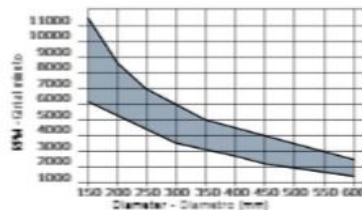
Ripping of Solid Wood: High

Crosscutting of Solid Wood: Ultimate

Wood Composites: High

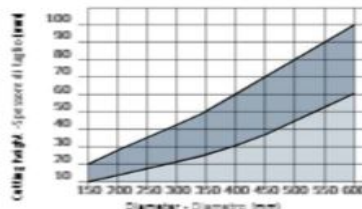


Tooth Features - Caratteristiche del dente



Minimum and maximum RPM based on the blade diameter

Regole dei giri minimo e massimo consigliati in funzione del diametro della lama.



Maximum depth of rip and crosscut based on the blade diameter

Altezza di taglio lungo e trasverso viene massima consentita in funzione del diametro della lama.

■ Solid wood ■ Wood-based materials
Legno massiccio ■ Materiali su base legno

To peruse more comprehensive information on Freud® Tools Industrial Circular Saws—correct saw blade use, informational tips, technical information—click on the link to [Industrial Saw Blades Catalog](#).

SPECIFICATIONS	
Manufacturer	Freud Tools
Diameter	230 mm
Arbor	30 mm
Grind	ATB 10 deg Tooth
Kerf	3.2 mm
Teeth	34
Pinholes	2/7/42
Plate	2.2 mm