

Edge of Arlington Saw & Tool, Inc.

124 South Collins

Arlington, TX 76010

Phone: 817-461-7171 • Fax: 817-795-6651

Toll Free: 888-461-7171

Email: info@eoasaw.com

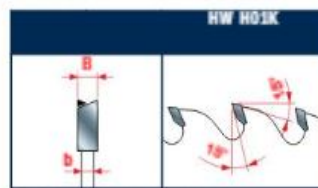
Website: www.eoasaw.com



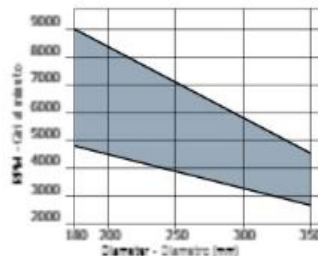
Item #LU1H13, Freud® 350mm Dia, 30mm Arbor, 84 Tooth Saw Blade to Cut Solid Wood - Thin Kerf: LU1H Series

\$139.68

Thank you for shopping with us! Silent Saw Blade. Anti-Vibration Design. Suitable for ripping and crosscutting. Carbide-Tipped Blade to cut solid wood - thin kerf for ripping and crosscutting. Features reduced cutting height for faster feed rate. Silver I.C.E. Coating prevents build-up on the blade surface and keeps the blade running cooler and cleaner. Machines: Table saws, portable machines. Features: ATB 15° tooth with positive cutting angle. Material: Good quality, softwood and hard solid wood. Ripping and crosscutting of Softwood & Hardwood: High Wood Composites: Good

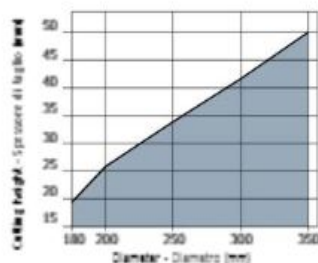


Tooth features - Caratteristiche del dente



Minimum and maximum RPM based on the blade diameter:

Regole dei N. giri minimo e massimo consigliati in funzione del diametro della lama.



Maximum depth of cut based on the blade diameter:

Altezza di taglio massima consentita in funzione del diametro della lama.

■ Solid wood
■ Legno massiccio

To peruse more comprehensive information on Freud® Tools Industrial Circular Saws, click on the link to [Industrial Saw Blades Catalog](#).

SPECIFICATIONS	
Manufacturer	Freud Tools
Diameter	350 mm
Arbor	30 mm
Kerf	3.0 mm
Pinholes	2/7/42 + 2/9/46.4 + 2/10/60
Plate	2.2 mm
Teeth	84