

Edge of Arlington Saw & Tool, Inc.

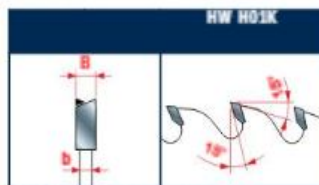
124 South Collins
Arlington, TX 76010
Phone: 817-461-7171 • Fax: 817-795-6651
Toll Free: 888-461-7171
Email: info@eoasaw.com
Website: www.eoasaw.com



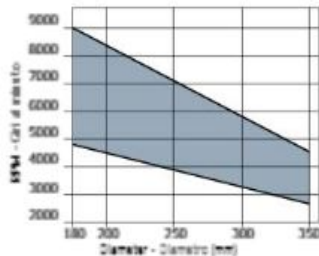
Item #LU1H10, Freud® Saw Blades to Cut Solid Wood - Thin Kerf: LU1H Series

\$101.56

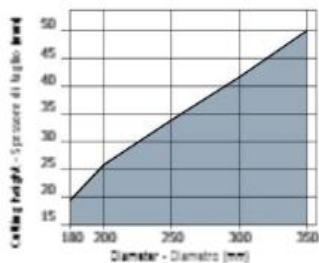
Thank you for shopping with us! Silent Saw Blade. Anti-Vibration Design. Suitable for ripping and crosscutting. Carbide-Tipped Blade to cut solid wood - thin kerf for ripping and crosscutting. Features reduced cutting height for faster feed rate. Silver I.C.E. Coating prevents build-up on the blade surface and keeps the blade running cooler and cleaner. Machines: Table saws, portable machines Features: ATB 15° tooth with positive cutting angle Material: Good quality, softwood and hard solid wood Ripping and crosscutting of Softwood & Hardwood: High Wood Composites: Good



Tooth Features - Caratteristiche dei denti



Minimum and maximum RPM based on the blade diameter.
Fascia dei giri minimo e massimo consigliati in funzione del diametro della lama.



Maximum depth of cut based on the blade diameter.
Altezza di taglio massima consentita in funzione del diametro della lama.

■ Solid wood
■ Legno massiccio

To peruse more comprehensive information on Freud® Tools Industrial Circular Saws, click on the link to [Industrial Saw Blades Catalog](#).

SPECIFICATIONS	
Manufacturer	Freud Tools
Diameter	300 mm
Arbor	35 mm
Kerf	2.8 mm
Pinholes	--
Plate	2.0 mm
Teeth	54