

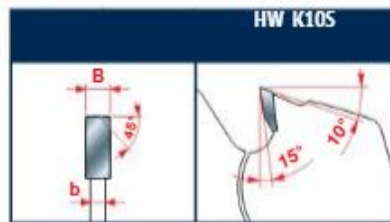
## Edge of Arlington Saw & Tool, Inc.

124 South Collins  
Arlington, TX 76010  
Phone: 817-461-7171 • Fax: 817-795-6651  
Toll Free: 888-461-7171  
Email: [info@eoasaw.com](mailto:info@eoasaw.com)  
Website: [www.eoasaw.com](http://www.eoasaw.com)

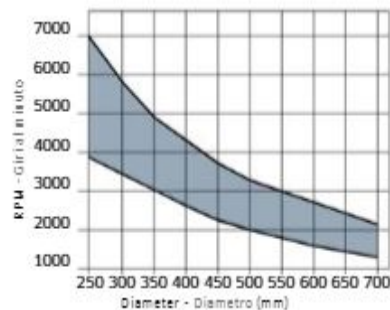


### Item #LU1B01, Freud® 250mm Dia, 30mm Arbor, 18 Tooth Saw Blade for Carpentry Works: LU1B Series \$70.56

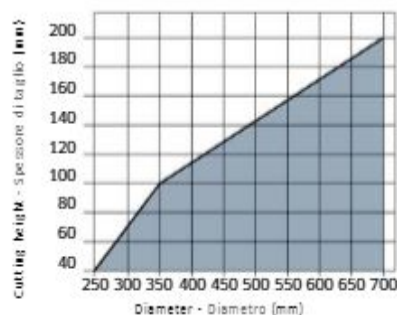
Thank you for shopping with us! Carbide-Tipped Blade for carpentry works. Suitable for ripping and crosscutting. High-performance saw blade with excellent cut and without splintering; finished and perfectly smooth surface, which is specifically recommended for molds and section end trims where the front-end cut keeps visible.. Silver I.C.E. Coating prevents build-up on the blade surface and keeps the blade running cooler and cleaner. Machines: Table saws, portable machines Features: ATB/beveled tooth with positive cutting angles Material: Softwood and hard solid wood and panels, even in case of nails or metal clips Ripping and crosscutting of softwood & hardwood: Good



Tooth Features - Caratteristiche del dente



Minimum and maximum RPM based on the blade diameter.  
Fascia del N. giri minimo e massimo consigliati in funzione del diametro della lama.



Maximum depth of cut based on the blade diameter.  
Altezza di taglio massima consentita in funzione del diametro della lama.

■ Solid wood  
■ Legno massiccio

To peruse more comprehensive information on Freud® Tools Industrial Circular Saws, click on the link to [Industrial Saw Blades Catalog](#).

SPECIFICATIONS	
Diameter	250mm
Arbor	30mm
Kerf	3.4mm
Teeth	18
Plate	2.2 mm
Pinholes	2/7/42 + 2/9/46.4 + 2/10/60
Manufacturer	Freud Tools