

**Edge of Arlington Saw & Tool, Inc.**

124 South Collins

Arlington, TX 76010

Phone: 817-461-7171 • Fax: 817-795-6651

Toll Free: 888-461-7171

Email: [info@eoasaw.com](mailto:info@eoasaw.com)

Website: [www.eoasaw.com](http://www.eoasaw.com)

---



**Item #LU1A05, Freud® 500mm Dia, 30mm Arbor, 60 Tooth Universal Saw Blade for Radial & Pendulum Machines: LU1A Series**  
**\$3.00**

Thank you for shopping with us!

Carbide-Tipped Blade to Cut Solid Wood for radial and pendulum machines. Crosscutting. High-performance sawblade, with excellent cut and without splintering; finished and perfectly smooth surface, which is specifically recommended for molds and sections and end trims where the front-end cut keeps visible.

Silver I.C.E. Coating prevents build up on the blade surface and keeps the blade running cooler and cleaner.

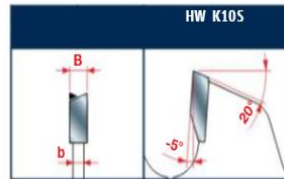
Saw Blades suitable for crosscutting.

Machines: Radial, pendulum, and portable machines

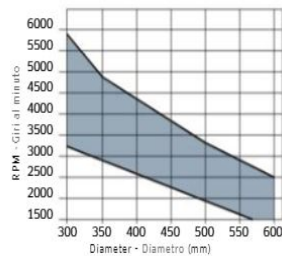
Features: ATB 15° tooth with negative cutting angle

Material: Softwood, hardwood, dried and wet solid wood

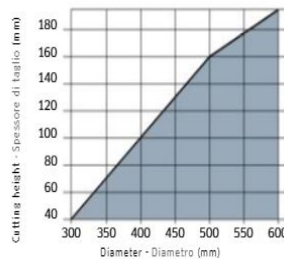
Crosscutting of softwood: Good



Tooth features - Caratteristiche del dente



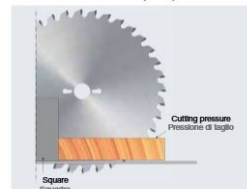
Minimum and maximum RPM based on the blade diameter.  
 Fascia del N. giri minimo e massimo consigliati in funzione del diametro della lama.



Maximum depth of cut based on the blade diameter.  
 Altezza di taglio massima consentita in funzione del diametro della lama.

■ Solid wood  
 ■ Legno massiccio

Working with spindle over the workpiece  
 Lavorazione con albero sopra il piano di lavoro



To peruse more comprehensive information on Freud® Tools Industrial Circular Saws, click on the link to [Industrial Saw Blades Catalog](#).

SPECIFICATIONS	
Diameter	500 mm
Arbor	30 mm
Kerf	4.8 mm
Pinholes	2/10/60
Plate	3.2 mm
Teeth	60
Manufacturer	Freud Tools