

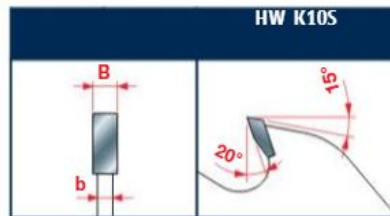
Edge of Arlington Saw & Tool, Inc.

124 South Collins
Arlington, TX 76010
Phone: 817-461-7171 • Fax: 817-795-6651
Toll Free: 888-461-7171
Email: info@eoasaw.com
Website: www.eoasaw.com

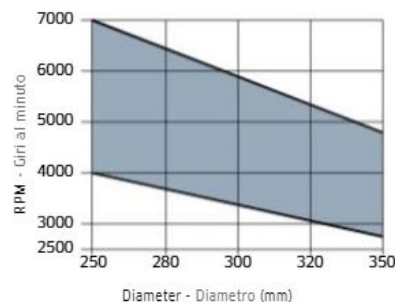


Item #LM0707, Freud® Tools Shoulder Thick Kerf Saw Blades with Rakers - LM07 Series \$210.83

Thank you for shopping with us! Freud is one of the few woodworking tool manufacturers in the world that produces its own Micrograin Carbide for each tool application. Saw blades for ripping. Essential for ensuring correct distribution of lateral forces created by crooked plank in heavy duty use. Use as a shoulder saw blade on multi-ripping machines. Machines: Multi-ripping machines Features: Flat tooth Material: Solid hardwood and softwood, dried and wet. Ripping of softwood & hardwood: High

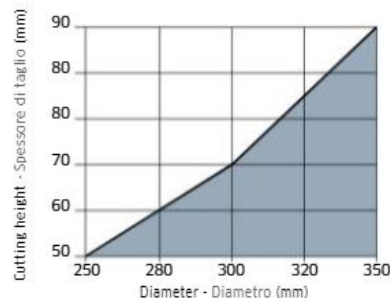


Tooth features - Caratteristiche del dente



Minimum and maximum RPM based on the blade diameter.

Fascia del N. giri minimo e massimo consigliati in funzione del diametro della lama.



Maximum depth of cut based on the blade diameter.
Altezza di taglio massima consentita in funzione del diametro della lama.

■ Solid wood
■ Legno massiccio

To peruse more comprehensive information on Freud® Tools Industrial Circular Saws, click on the link to [Industrial Saw Blades Catalog](#).

SPECIFICATIONS	
Manufacturer	Freud Tools
Diameter	300 mm
Arbor	70 mm
Kerf	5.5 mm
Keyways	4CH 21x5
Plate	3.5 mm
Teeth	20+2+2