

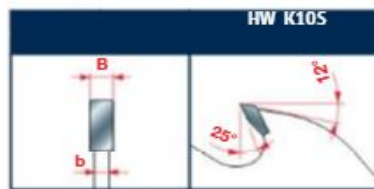
Edge of Arlington Saw & Tool, Inc.

124 South Collins
Arlington, TX 76010
Phone: 817-461-7171 • Fax: 817-795-6651
Toll Free: 888-461-7171
Email: info@eoasaw.com
Website: www.eoasaw.com

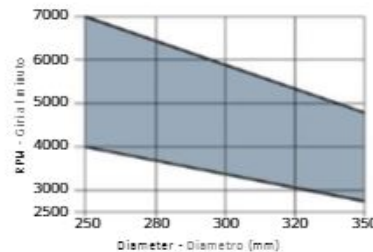


Item #LM0613, Freud® Tools Increased Kerf Multi-Ripping Saw Blades - LM06 Series \$163.73

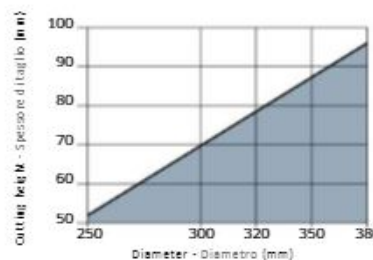
Thank you for shopping with us! Freud is one of the few woodworking tool manufacturers in the world that produces its own Micrograin Carbide for each tool application. Saw blades for ripping extra thick timber. Most suitable in sawmills when cutting wet wood with a high resin content. Machines: Multi-ripping machines Features: Flat tooth Material: Humid over 10% softwood and hardwood and long fiber wood. Ripping of softwood & hardwood: High



Tooth features - Caratteristiche del dente



Minimum and maximum RPM based on the blade diameter.
Fascia dei giri minimo e massimo consigliati in funzione del diametro della lama.



Maximum depth of cut based on the blade diameter.
Altezza di taglio massima consentita in funzione del diametro della lama.

■ Solid wood
■ Legno massiccio

To peruse more comprehensive information on Freud® Tools Industrial Circular Saws, click on the link to [Industrial Saw Blades Catalog](#).

SPECIFICATIONS	
Diameter	350 mm
Arbor	70 mm
Kerf	4.2 mm
Pinholes	4CH 21x5
Plate	3.0 mm
Teeth	20+2+4
Manufacturer	Freud Tools
Note	--