

**Edge of Arlington Saw & Tool, Inc.**

124 South Collins

Arlington, TX 76010

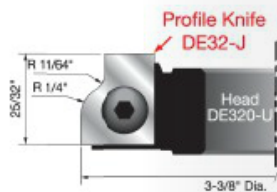

Phone: 817-461-7171 • Fax: 817-795-6651

Toll Free: 888-461-7171

Email: [info@eoasaw.com](mailto:info@eoasaw.com)

Website: [www.eoasaw.com](http://www.eoasaw.com)


---



## Item #DE32-J, Freud Bottom Profile Cutter Knives for Cutterhead DE320-U - Set of Two \$54.84

Thank you for shopping with us!

Set of two knives for Cutterhead DE320-U.



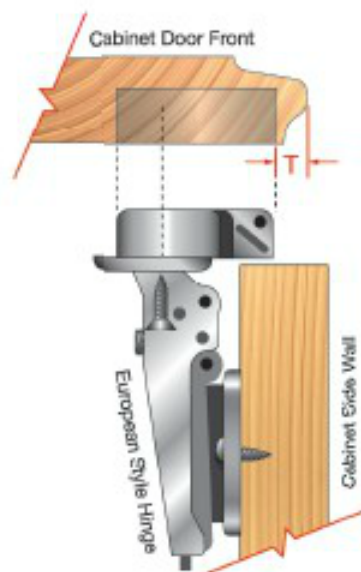
Head sold separately

### How to Select the Proper Bottom Profile:

The bottom edge profiles were designed to work with today's European concealed boss hinges used in 32mm style cabinets. These profiles provide the maximum aesthetic look while maintaining door integrity. From the illustration, if T is 3mm or more, then bottom profile knives DE32-K and DE32-M can be used (typical with standard hinges). If T is 6mm or more, then bottom profile knives DE32-J and DE32-L can be used.

#### How to Select the Proper Bottom Profile

The bottom edge profiles were designed to work with today's European concealed boss hinges used in 32mm style cabinets. These profiles provide the maximum aesthetic look while maintaining door integrity. From the illustration below, if T is 3mm or more, then bottom profile knives DE32-K and DE32-M can be used (typical with standard hinges). If T is 6mm or more, then bottom profile knives DE32-J and DE32-L can be used.



Drawing Not To Scale

## SPECIFICATIONS

<b>Manufacturer</b>	Freud Tools
<b>Application</b>	Cut a wide variety of door edge profiles
<b>Diameter</b>	--
<b>Cut Height, Length, or Width</b>	--
<b>Bore</b>	--
<b>Features</b>	Heads can be used alone or in combination with each other; profile allows opening of cab doors & drawers w/out pulls
<b>Material</b>	
<b>Part Desc</b>	Profile Knife