

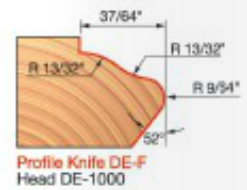
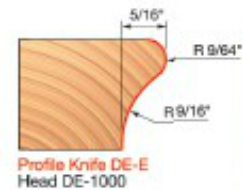
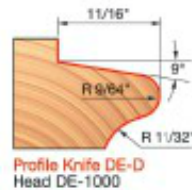
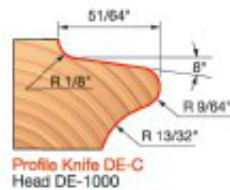
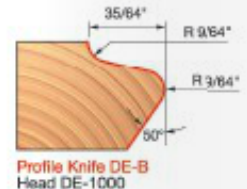
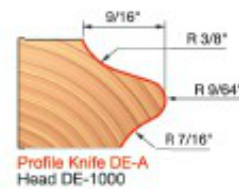
Edge of Arlington Saw & Tool, Inc.

124 South Collins
 Arlington, TX 76010
 Phone: 817-461-7171 • Fax: 817-795-6651
 Toll Free: 888-461-7171
 Email: info@eoasaw.com
 Website: www.eoasaw.com



Item #DE-1000, Freud 3 63/64 in, 1 1/4 in Bore, 1 37/64 in CH One-Piece Door Edge Profile Cutterhead \$258.92

Thank you for shopping with us! Profile knives are used with cutterhead DE-1000 to provide a smooth edge treatment on cabinet doors. Profile allows opening of cabinet doors and drawers without pulls. Profile knives can be purchased separately. Resharpenable micrograin carbide insert knives. Anti-Kickback Design. Thick micrograin carbide tips. Covered by Freud's limited lifetime warranty. Ideal For: Profile allows opening of cabinet doors and drawers without pulls. Uses: Head DE-1000 and selected profile knives



SPECIFICATIONS

Manufacturer	Freud Tools
Application	Provides smooth edge treatment on cabinet doors
Diameter	3 63/64 in
Cut Height, Length, or Width	1 37/64 in
Bore	1 1/4 in
Features	Profile allows opening of cabinet doors & drawers without pulls
Material	Hardwood, softwood, MDF, plywood
Part Desc	Cutterhead