

**Edge of Arlington Saw & Tool, Inc.**

124 South Collins

Arlington, TX 76010

Phone: 817-461-7171 • Fax: 817-795-6651

Toll Free: 888-461-7171

Email: [info@eoasaw.com](mailto:info@eoasaw.com)

Website: [www.eoasaw.com](http://www.eoasaw.com)

---



**Item #DB14-240, Amana A.G.E. Series Demolition Saw Blades: FT Grind**  
**\$98.89**

Thank you for shopping with us!

**Cuts through most building materials.**

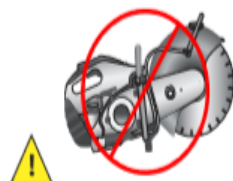
Designed to cut through roofing shingles, wood, nails, and non-ferrous materials. Each blade comes with two serrated reduction bushings for bore sizes compatible with several machinery manufacturers.

**NOTE:** Due to the rough applications for which these blades may be used, they are not guaranteed.

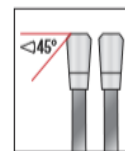
DB14-240: One of Amana's most popular blades.

**Warning! Demolition blades are NOT to be used on multi-purpose cut-off saws or gas powered saws.** The teeth of such a blade can catch in the workpiece and cause reactive forces, including kickback. The heavier weight of such blades can increase kickback forces and the aggressive tooth design can cause more severe injuries from the blade contact. According to OSHA's Directorate of Compliance Programs from 1999, portable machines using only circular saw blades would become "the functional equivalent of a circular saw" and would, therefore, require guards for both the upper and lower portions of the blade. For the above mentioned reasons, Amana Tool® does not authorize the use of the carbide-tipped circular saw blades on all gas powered cutting-off machines, and, in fact, strongly warns against it.

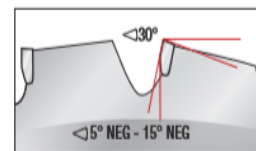
**While working with this blade, consult machine owner's manual and follow all instructions and safety procedures, including wearing safety goggles at all times.**




**WARNING:** Not to be used on multi-purpose cut-off or gas powered saws.



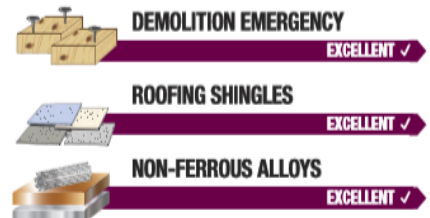
FT w/45°  
BEVEL GRIND



VERY TIGHT SIDE & TOP CLEARANCE TO  
SLICE THROUGH ANY MATERIAL.



DEMOLITION/RESCUE



## SPECIFICATIONS

**Manufacturer** Amana Tool

**Diameter** 14 in

**Bore** 1 in

**Grind** FT w/45 deg Bevel Grind

**Includes** 2 Bushings - 1 in - 7/8 in & 1 in - 20 mm

**Hook Angle** -15 deg

**Kerf** 0.157 in

**Note** Due to the rough applications for which these blades may be used, they are not guaranteed. One of Amana's most popular blades.

**Plate** 0.110 in

## SPECIFICATIONS

<b>RPM</b>	6,200
------------	-------

<b>Teeth</b>	24
--------------	----