

Edge of Arlington Saw & Tool, Inc.

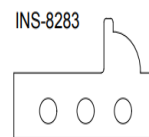
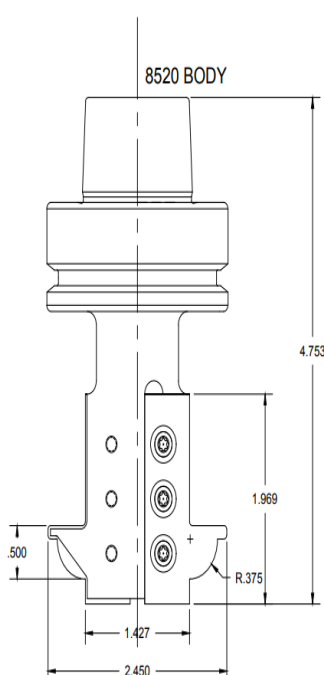
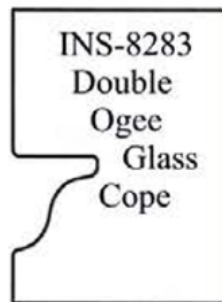
124 South Collins
Arlington, TX 76010
Phone: 817-461-7171 • Fax: 817-795-6651
Toll Free: 888-461-7171
Email: info@eoasaw.com
Website: www.eoasaw.com



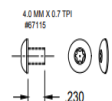
Item #Kit 8520-INS-8283, Vortex Series 8500 Multi Profile Insert Entry Way Door Cutters - Glass Profile: 8520 BODY W/ INS-8283 INSERTS \$1,456.22

Thank you for shopping with us!

Series 8500 multi-profile insert tools are designed to take a full pass and have .005" fit tolerance between cope and stick patterns. [Door profiles](#) are available. Insert bodies are balanced to a G2.5 or better rating and can be used on conventional CNC routers. One set of inserts is included with the purchase of the body. These cutters are available in either a 3/4 straight shank or an integrated HSK63F taper.



INS-8283-KITHSK



SPECIFICATIONS

Manufacturer Vortex Tool

Includes 8520 Body + one set of INS-8283 Double Ogee Glass Cope Inserts

Style HSK63F Integrated Body

Note --

Part Descp. Cope Glass