

Edge of Arlington Saw & Tool, Inc.

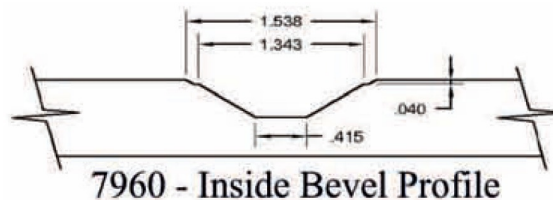
124 South Collins
Arlington, TX 76010
Phone: 817-461-7171 • Fax: 817-795-6651
Toll Free: 888-461-7171
Email: info@eoasaw.com
Website: www.eoasaw.com



Item #Kit 7960-INS-7960, Vortex MDF Inside Door Profiles - Inside Roughing Profile: 7960 BODY W/ INS-7960 INSERT - Bevel **\$467.90**

Thank you for shopping with us.

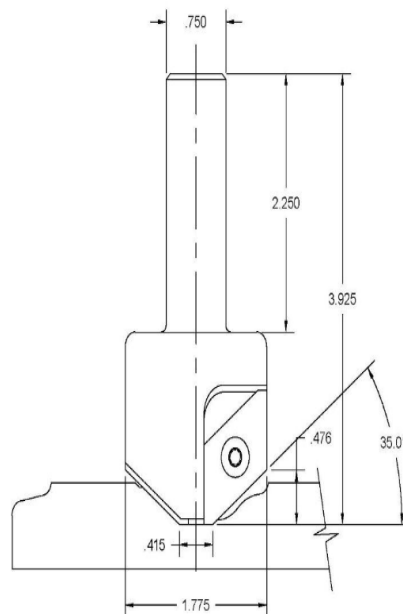
These "multiple" pass cutter sets can be used in combination to rough out and corner clean to provide the appearance of a square inside corner. Combine with a raised panel cutter to complete the look of a five-piece assembled door.



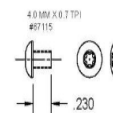
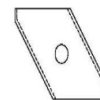
7960 - Inside Bevel Profile

INS-7960-KIT

7960 BODY



INS-7960



SPECIFICATIONS

Profile	Inside Profile - Bevel
---------	------------------------

SPECIFICATIONS

Style	MDF Inside Door Profiles - Inside Roughing Profile: 7960 Body w/ INS-7960 Insert
Includes	7960 Inside Roughing Profile Insert Body, INS-7960 Insert, 67115 Screws
Note	--
Manufacturer	Vortex Tool