


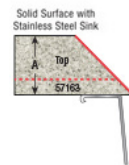
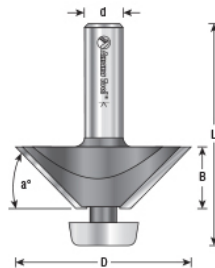
Edge of Arlington Saw & Tool, Inc.

124 South Collins
Arlington, TX 76010
Phone: 817-461-7171 • Fax: 817-795-6651
Toll Free: 888-461-7171
Email: info@eoasaw.com
Website: www.eoasaw.com

Item #57163, Amana Tool Karran® Carbide-Tipped Lansen Edge Sink Solid Surface 2-3/8" Dia x 13/16" CH x 45 Deg Bevel x 1/2" Shank

Thank you for shopping with us!

This bit is designed specifically for use for the Karran® stainless steel edge sinks for laminate and 1/2" solid surface materials. The bits trim the countertop edge after the bowl is mounted.



SPECIFICATIONS

Manufacturer	Amana Tool
Diameter	2 3/8 in
Cut Depth	1/2 or 3/4 in
Cut Height, Length, or Width	13/16 in
Replacement Parts	#67147 screw
Bearing(s)	Ultra-Glide bearing #47765
Flute	2 w/Nylon Bearing
Note	--
Overall Length	2 7/8 in
Shank	1/2 in
Type	Bevel
Angle	45 deg