

Edge of Arlington Saw & Tool, Inc.

124 South Collins

Arlington, TX 76010

Phone: 817-461-7171 • Fax: 817-795-6651

Toll Free: 888-461-7171

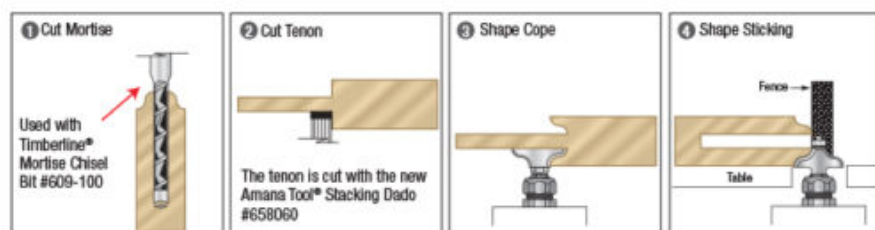
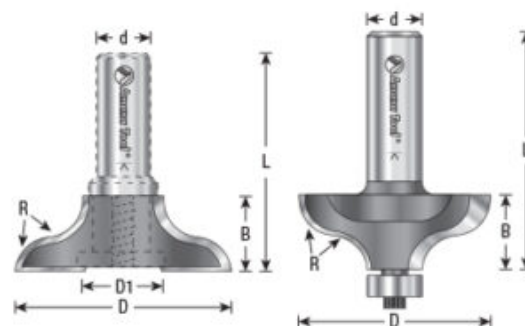
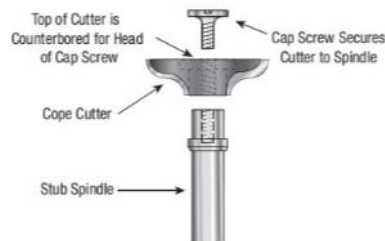
Email: info@eoasaw.com

Website: www.eoasaw.com



Item #47511, Amana Tool Carbide-Tipped Cope Cutter with Stub Spindle - 11/32" Radius x 2" Dia x 1/2" Shank for 1-3/4" Material - Entry Door System \$79.09

Thank you for shopping with us! Want the beauty of traditional cope and stick doors with the strength and longevity of true mortise-and-tenon joinery? Our design allows you to make beautiful doors with tenons of any length you choose. This unique door-making system utilizes a "stub" spindle & cope cutter arrangement. The counterbored cope cutter is secured to the spindle with a cap screw. A matching profile bit is used to shape the decorative ogee "sticking" along the edges of the stiles and rails. As the cope is cut on the ends of the rails, the tenon passes over the top of the bit unobstructed. Each stub spindle & cope cutter includes a full color instruction manual.



SPECIFICATIONS

Manufacturer	Amana Tool
Bearing(s)	47706
Diameter	2 in
Cut Height, Length, or Width	5/8 in
Diameter (D1)	3/4 in
Replacement Parts	Cope Cutter #47510, Stub Spindle w/screw #47617, Screw 67012
Flute	2
Material	1 3/4 in
Overall Length	2 in
Radius	11/32 in
Shank	1/2 in
Type	Cope Cutter w/Stub Spindle
Usage/System	Entry Door