

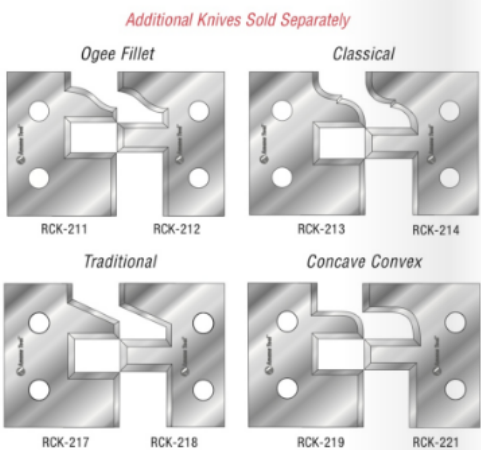
Edge of Arlington Saw & Tool, Inc.



124 South Collins
Arlington, TX 76010
Phone:817-461-7171 • Fax: 817-795-6651
Toll Free: 888-461-7171
Email: info@eoasaw.com
Website: www.eoasaw.com



Amana Tool CNC Insert Stile & Rail Set for 3/4" to 1-3/16" Material

Thank you for shopping with us! Our stile & rail sets give you two complete bits, one for doing the rail cuts and one for the stiles. Make cabinet doors and all varieties of frame-and-panel assemblies for furniture and architectural applications. Set comes with Ogee knives installed (#RCK-215 & #RCK-216). Optional knives available. Replacement



parts: Screw #67117; Key #5005  

Item #	Manufacturer	Diameter	Cut Height, Length, or Width	Cut Depth	Overall Length	Radius	Shank	Knives	Replacement Parts	Price
--------	--------------	----------	------------------------------	-----------	----------------	--------	-------	--------	-------------------	-------

RC-1130	Amana Tool	2 5/8 in	1 11/64 in	3/8 in	3 1/8 in	1/4 in	1/2 in	<p>Ogee knives installed #RCK-215 & RCK-216. Optional sold separately: Ogee Fillet RCK-211 & RCK-212, Classical RCK-213 & RCK-214, Concave Convex RCK-218, RCK-221</p>	<p>Screw #67117; Key #5005</p>	\$
---------	------------	----------	------------	--------	----------	--------	--------	--	------------------------------------	----
