

Edge of Arlington Saw & Tool, Inc.

124 South Collins

Arlington, TX 76010

Phone: 817-461-7171 • Fax: 817-795-6651

Toll Free: 888-461-7171

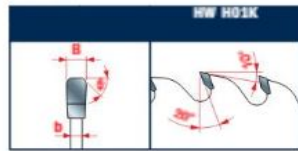
Email: info@eoasaw.com

Website: www.eoasaw.com

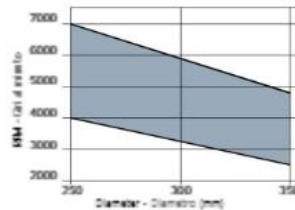


Freud® Saw Blades to Cut Solid Wood - Rounded Teeth on the Side: LU1G Series

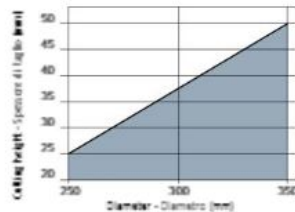
Thank you for shopping with us! Carbide-Tipped Blade to Cut Solid Wood. Straight tooth, rounded on the side, with positive cutting angle. Ripping and crosscutting with fine cutting finish and without scratching, in order to achieve a perfectly smoothed surface. Silver I.C.E. Coating prevents build-up on the blade surface and keeps the blade running cooler and cleaner. Machines: Table saws Features: Straight tooth, rounded on the side, with positive cutting angle Material: Softwood Ripping of Softwood: Ultimate



TOOTH FEATURES - Caratteristiche del dente



Minimum and maximum RPM based on the blade diameter.
Realtà dei N. giri minimo e massimo consigliati in funzione del diametro della lama.



Maximum depth of cut based on the blade diameter.
Profondità di taglio massima consentita in funzione del diametro della lama.

■ Solid wood
Legno massiccio

Comparison between the cut of a conventional saw blade and a saw blade equipped with teeth that is rounded on the side.
Confronto fra il taglio di una lama convenzionale e quello di una lama con denti a fianchi bombati.



Conventional saw blades
Lame convenzionali



LU1G saw blades
Lame LU1G



Item #	Diameter	Arbor	Kerf	Pinholes	Plate	Teeth	Manufacturer	Price
LU1G01	250 mm	30 mm	3.0 mm	2/7/42 2/9/46.4 + 2/10/60	2.0 mm	40	Freud Tools	\$89.00
LU1G02	300 mm	30 mm	3.0 mm	2/7/42 2/9/46.4 + 2/10/60	2.0 mm	48	Freud Tools	\$109.36
LU1G03	350 mm	30 mm	3.2 mm	2/7/42 2/9/46.4 + 2/10/60	2.2 mm	60	Freud Tools	\$121.59