

Edge of Arlington Saw & Tool, Inc.

124 South Collins

Arlington, TX 76010

Phone: 817-461-7171 • Fax: 817-795-6651

Toll Free: 888-461-7171

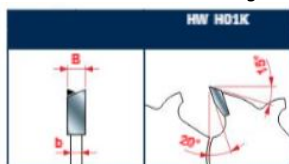
Email: info@eoasaw.com

Website: www.eoasaw.com

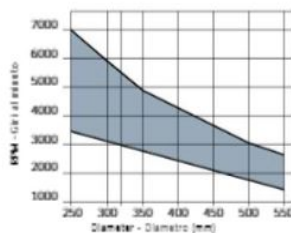


Freud® Saw Blades to Cut Solid Wood - LG1C Series

Thank you for shopping with us! Saw blades suitable for ripping. Silver I.C.E. Coating prevents build-up on the blade surface and keeps the blade running cooler and cleaner. Machines: Table saws, multi-ripping machines Features: ATB 10° tooth with positive cutting angle Material: Softwood and hard solid wood, also with loose knots Ripping of softwood and hardwood: High

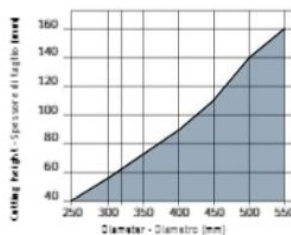


Tooth features - Caratteristiche del dente



Minimum and maximum RPM based on the blade diameter.

Tabella dei giri minimo e massimo consigliati in funzione del diametro della lama.



Maximum depth of cut based on the blade diameter. Altezza di taglio massima consentita in funzione del diametro della lama.

■ Solid wood
■ Legno massiccio

Item #	Diameter	Arbor	Kerf	Pinholes	Plate	Teeth	Manufacturer	Note	Price
LG1C01	250 mm	30 mm	3.2 mm	2/7/42 + 2/9/46.4 + 2/10/60	2.2 mm	22	Freud Tools	CALL FOR AVAILABILITY AND PRICE	\$
LG1C04	300 mm	30 mm	3.2 mm	2/7/42 + 2/9/46.4 + 2/10/60	2.2 mm	26	Freud Tools	CALL FOR AVAILABILITY AND PRICE	\$
LG1C10	350 mm	30 mm	3.5 mm	2/9/46.4 + 2/10/60	2.5 mm	30	Freud Tools	CALL FOR AVAILABILITY AND PRICE	\$