

Edge of Arlington Saw & Tool, Inc.




124 South Collins
Arlington, TX 76010
Phone:817-461-7171 • Fax: 817-795-6651
Toll Free: 888-461-7171
Email: info@eoasaw.com
Website: www.eoasaw.com

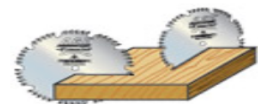


Amana A.G.E. Series Thin Kerf Combination Saw blades: 4&1 Grind

Thank you for shopping with us!

Rip/Crosscut wood, plywood & chipboard. In many custom woodworking shops, one blade must cut a variety of materials. These blades will effectively rip and crosscut hardwoods, softwoods, as well as sheet goods such as plywood and particleboard. They feature the time-tested combination blade design—four alternate top bevel teeth with a flat-top raker. Thin kerf blades reduce waste in expensive material and require less horsepower to operate. **Warning:** Not recommended for cutting non-ferrous

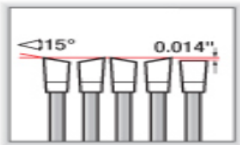
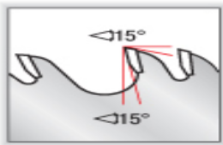
	NOT RECOMMENDED	FAIR	GOOD	EXCELLENT
 CROSSCUT				
 CHIPBOARD				
 PLYWOOD				
 RIPPING				
 LAMINATE				
 NON-FERROUS ALLOYS				



Combination Rip / Crosscut



Plywood



alloys.

Item #	Manufacturer	Diameter	Bore	Grind	Hook Angle	Kerf	Note	Plate	RPM	Teeth	Price
--------	--------------	----------	------	-------	------------	------	------	-------	-----	-------	-------

MD8-404TB	Amana Tool	8 - 8 1/4 in	5/8 in	Comb 4+1	15 deg	0.094 in	5/8 in arbor with diamond knockout	0.063 in	7,600	40	\$50.36
MD10-504TB	Amana Tool	10 in	5/8 in	Comb 4+1	15 deg	0.098 in	A most popular saw blade.	0.071 in	6,100	50	\$66.53