

Edge of Arlington Saw & Tool, Inc.

124 South Collins

Arlington, TX 76010

Phone:817-461-7171 • Fax: 817-795-6651

Toll Free: 888-461-7171

Email: info@eoasaw.com

















Website: www.eoasaw.com



Amana A.G.E. Series General Purpose Saw Blades: ATB Grind

Thank you for shopping with us!

Continue working without changing blades. With general purpose saw blades you can save time by not continually switching back and forth between rip and crosscut blades. These industrial quality general purpose blades provide good results when ripping or crosscutting in a variety of materials. **Warning:** Not recommended for cutting non-ferrous alloys,

	NOT RECOMMENDED	FAIR	GOOD	EXCELLENT
 RIPPING				
 CROSSCUT				
 PLYWOOD				
 CHIPBOARD				
 LAMINATE				
 NON-FERROUS ALLOYS				
 PLASTIC				
 MELAMINE				

plastic, and melamine.



Item #	Manufacturer	Diameter	Bore	Hook Angle	Kerf	Note	Pinholes	Plate	RPM	Teeth	Price
--------	--------------	----------	------	------------	------	------	----------	-------	-----	-------	-------

MD10-400	Amana Tool	10 in	5/8 in	15 deg	0.126 in	A most popular saw blade	--	0.087 in	7,600	40	\$60.68
MD10-400TB	Amana Tool	10 in	5/8 in	18 deg	0.102 in	--	--	0.071 in	6,100	40	\$64.61
MD10-400-30	Amana Tool	10 in	30 mm	15 deg	0.126 in	--	30mm bore accepts: 2/10/60, 2/7/42, 2/9/46	0.087 in	7,600	40	\$60.68
MD12-400	Amana Tool	12 in	1 in	15 deg	0.126 in	A most popular saw blade	--	0.087 in	6,200	40	\$70.16
MD12-400-30	Amana Tool	12 in	30 mm	15 deg	0.126 in	--	30mm bore accepts: 2/10/60, 2/7/42, 2/9/46	0.087 in	6,200	40	\$70.16
MD12-480	Amana Tool	12 in	1 in	15 deg	0.126 in	A most popular saw blade	--	0.087 in	5,300	48	\$70.16
MD12-480-30	Amana Tool	12 in	30 mm	15 deg	0.126 in	--	30mm bore accepts: 2/10/60, 2/7/42, 2/9/46	0.087 in	6,200	48	\$70.16
MD14-400-30	Amana Tool	14 in	30 mm	15 deg	0.130 in	--	30mm bore accepts: 2/10/60, 2/7/42, 2/9/46	0.098 in	5,300	40	\$91.20
MD14-540	Amana Tool	14 in	1 in	15 deg	0.138 in	--	--	0.098 in	5,300	54	\$104.55
MD14-600	Amana Tool	14 in	1 in	15 deg	0.155 in	A most popular saw blade	--	0.110 in	5,300	60	\$104.55
MD16-600	Amana Tool	16 in	1 in	15 deg	0.138 in	A most popular saw blade	--	0.098 in	4,700	60	\$123.53